


name _____

class _____ Computer _____

team members



standards ISTE.1.a, ISTE.1.b, ISTE.2.a, ISTE.2.d

+ How would you describe Scratch to a friend?

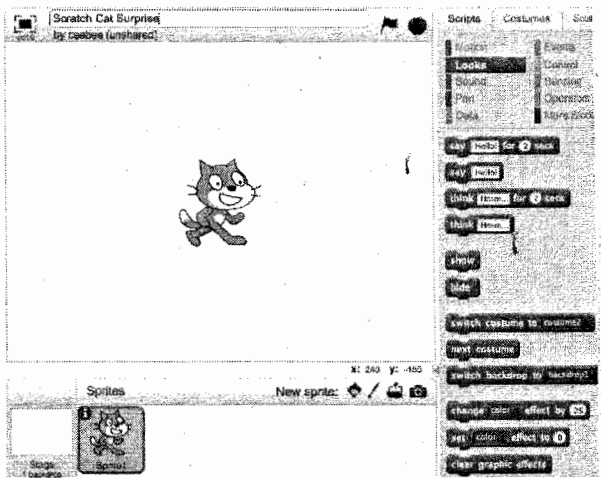
+ Write or sketch ideas for three different Scratch projects you are interested in creating.



SCRATCH SURPRISE

CAN YOU MAKE THE SCRATCH CAT DO SOMETHING SURPRISING?

In this activity, you will create a new project with Scratch and explore different Scratch blocks to make the cat do something surprising! What will you create?



START HERE


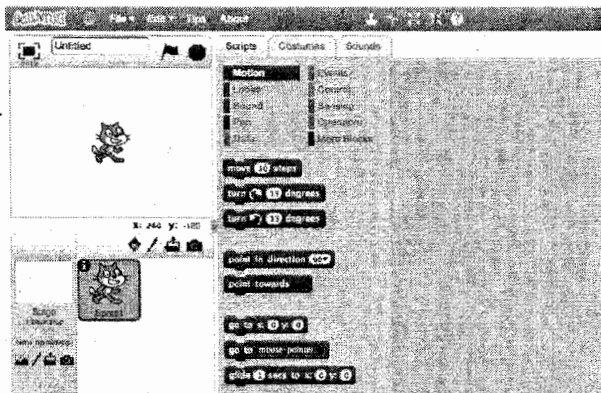
Go to the Scratch website: <http://scratch.mit.edu>

Sign into your account.


Click on the "Create" tab located at the top left of the browser to start a new project.

Time to explore! Try clicking on different parts of the Scratch interface to see what happens.

Play with different Scratch blocks! Drag and drop Scratch blocks into the scripting area. Experiment by clicking on each block to see what they do or try snapping blocks together.



SCRATCH SURPRISE REFLECTIONS



SCRATCH

+ What did you figure out?

+ What do you want to know more about?

fold and
glue
onto pg
37
of your
fred
notebook