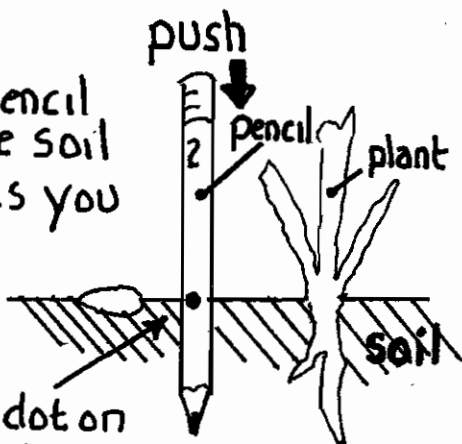


my piece of the
neighborhood

soil hardness

step 1-
push a pencil
into the soil
as far as you
can



step 2-
place a dot on
the pencil at the
surface of
the soil




step 3-
pull up

the pencil

step 4-
Use a ruler to measure
the depth the pencil
went into the soil.

pencil depth	date

date _____ time of visit _____
air _____ cloud _____
temperature _____ cover _____
weather _____
conditions _____

Get the 9 AM air
pressure for the following
dates 

Jan 1 _____


Jan 7 _____

Jan 15 _____

Jan 21 _____

Jan 31 _____

place soil sample
below / cover with tape



data

january

3