

Adopt a Tree



Name

Class

Gregory Grambo
The Louis Armstrong Middle School
32-02 Junction Boulevard,
East Elmhurst, New York 11369
1 (718) 335-7500
FAX 1 (718) 779-7186

This is a month long science unit where students pick a single tree near their home and learn more about it through daily observation and journal writing. In this unit students create a map showing the location of their tree, they measure tree girth, collect samples from the tree and make drawings of the tree.

Adopt a Tree

Name

Class

Date started

Type of tree

Estimated (guess) height of tree feet

General Shape

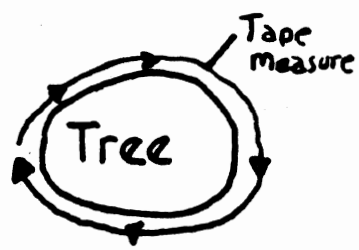

Location of tree

Attach a photo or drawing here.

Draw or attach a map here

Measure the circumference of your tree

Don't forget your units of length



Bark rubbing

Attach a rubbing here

Sample leaf

Attach a leaf from your tree here

Sample twig with buds



Give twig here

Tell about your tree

Tell us when the leaves first come out or fall off your tree.

Tell us when they change color.

Tell us if the city prunes (cuts off branches) your tree.

Sun	Mon	Tues	Wed	Thurs	Fri	Sat
Sun	Mon	Tues	Wed	Thurs	Fri	Sat
Sun	Mon	Tues	Wed	Thurs	Fri	Sat

Observe your tree for one month (or 28 days).
 Keep a diary below of every thing that happens
 to your tree.


Example - Length of a branch - birds nesting - branches dying - color change
 in leaves
 (for tree growth)

Date Started

Sun	Mon	Tues	Wed	Thurs	Fri	Sat
Sun	Mon	Tues	Wed	Thurs	Fri	Sat

Name Class

Draw (In Color) a large Picture of your tree



adopt a tree