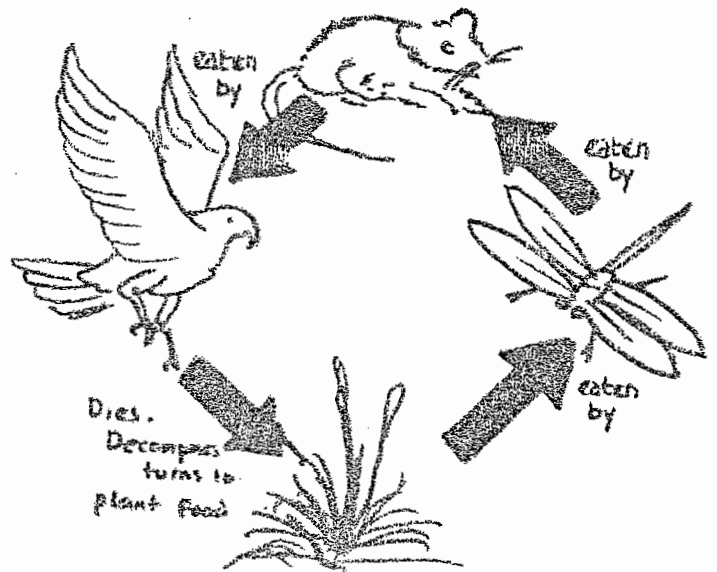
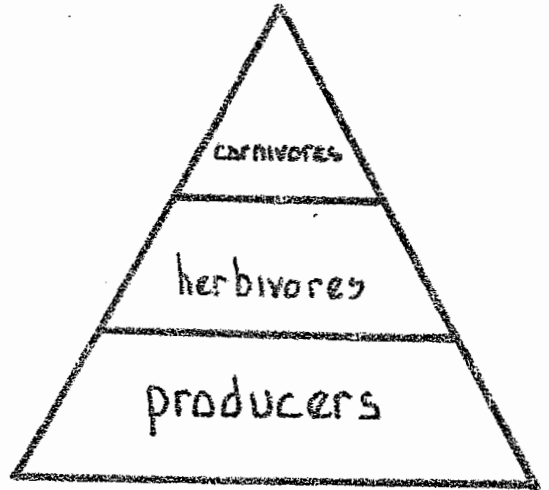


# the ecosystem



G. Grambo

# The Ecosystem

## Grade 6

This unit has been designed using work sheets and hands on activities. If possible try to have live animals in your classroom so that the children can see the different types of ecosystems. There are two tests in this unit; one test is after experiment 5 the other is after experiment 10.

Gregory Grambo  
The Louis Armstrong Middle  
School

- A.. Herman- Principal
- B.. Alfant- Asst. Principal
- B.. Wiesenfeld- Administrative Assistant
- S.. Trubowitz- Director, Queens College

# Contents

## Chapter One

Experiment 1 - What is a community?	6
Experiment 2 - How do communities change?	7
Experiment 3 - How do living things get food?	8
Experiment 3A - What is a food web?	9
Experiment 4 - What happens to energy in a food chain?	10
Experiment 5 - What else can we find out about a food chain?	11
Experiment 6 - How are animals adapted to obtain food?	12
Experiment 7 - How are animals adapted to protect themselves?	13
Experiment 8 - How else are living things adapted to their environment?	14
Experiment 9 - What are some special relationships among living things?	15
Experiment 10 - What are hosts and parasites?	16

## Appendix

Quiz on experiments 1 - 5	18
Quiz on experiments 6 - 10	19
Materials list	20
How to set up the room for group work	21
How to set up a log book	22

This unit is to be used with the filmstrip<sup>ut</sup>

Protective Adaptations In Animals

591.57

A Coronet Sound Filmstrip

Pro

4 Sound Filmstrips

4 Sound Cassettes

1) Colors That Camouflage

2) Patterns and Shapes

3) Warning Colors and Mimicry

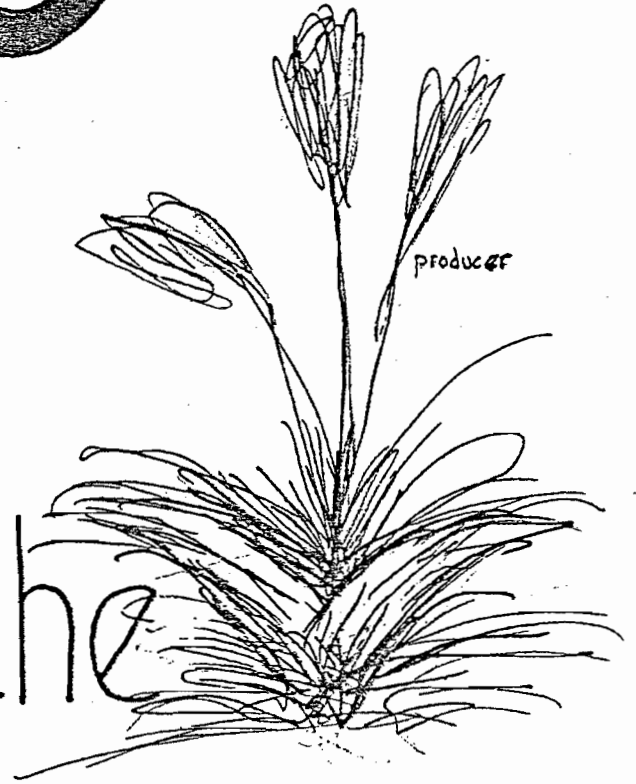
4) Camouflage and Behavior

# Chapter

# 1

the

experiments




# The Ecosystem

Name \_\_\_\_\_  
Class \_\_\_\_\_ Box No \_\_\_\_\_

## What is a community? Experiment 1

1) Begin With



fish tank

animals in cages

Dictionary

This sheet

The illustration shows a person pointing to three examples of ecosystems: a rectangular fish tank, a square animal cage, and a dictionary with a sheet of paper on top.

2) Take a look at the animal cages and fish tanks in the room. These are ecosystems.




3) Define ecosystem -

4) What are 3 things that make these ecosystems similar?

5) How are they different from each other?

6) What do you feel is the most important thing to each ecosystem?

7) Look at these pictures.



8) How is an organism different from a population?

9) How can a population turn into a community?

10) What is the biggest difference between a community and an ecosystem?

Homework -

1- What is a community?

2- What is a population?

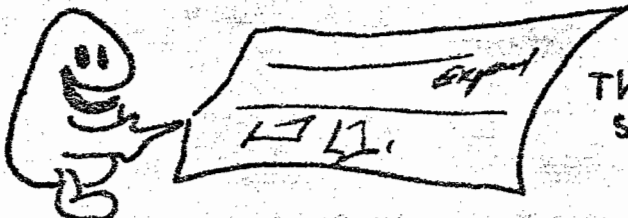
3- What things would be in a desert ecosystem?


# The Ecosystem

Name \_\_\_\_\_  
Class \_\_\_\_\_ Box No \_\_\_\_\_

## How do communities change?

## Experiment 2

1) Begin With  This sheet.

2) In a community we have producers which are green plants. Green plants produce food from sunlight. Animals which eat plants or other animals are called consumers. Consumers which eat only plants are called herbivores. Consumers which eat only animals are called carnivores. Consumers which eat both plants and animals are omnivores. 

3) Why are people called omnivores?

4) How can producers get into a carnivore, if a carnivore only eats animals?



5) How would the population of herbivores, or other animals in a community, be affected if all the carnivores disappeared?



6) How would populations in a community be affected if all green plants died?



7) How will the population of plants be affected if all animals died?

8) In an ecosystem why are there more producers than consumers?

9) Why are consumers, producers, and herbivores, (all three) needed in order to maintain an ecosystem?

10) What happens if the population of one grows too large?

## Homework -

1- What is a consumer?

2- Why are we called consumers?

3- Why is a lion a carnivore?

4- Why is a plant (green plant) called a producer?

# The Eco system

Name \_\_\_\_\_


Class \_\_\_\_\_ Box No \_\_\_\_\_

## How do living things get food?

## Experiment 3

1)

Begin With



Food Web Sheet  
3A



2)


What is a carnivore?

3)

Describe how plants might get into the stomach of a carnivore?

4)

look at this picture



We call this a food chain. The mouse a herbivore eats the producer. The cat eats the mouse. The wolf eats the cat.

5)

The wolf can be eaten by another carnivore or it can die and become fertilizer for the plants

6)

How will the strength of a chain be affected if a link breaks?



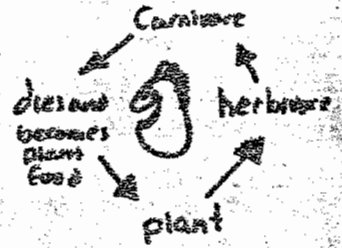
7)

The mouse and cat are links in the food chain. How would a food chain be affected if a link is missing?

8) Why are green plants called producers?

Do the food web sheet. This is experiment 3 A.

9) Food chains always end with a green plant. Why do you think they always end this way?



10) How is a food web different from a food chain?

11) How is it similar?

Homework-

1- What is a food chain?

2- What is a food web?

3- What happens in a food chain if one of the links break, or is removed from the chain?

# Experiment 3A

## What is a food web?

Draw as many arrows as you can, to show as many food chains that these animals will form in a community.

What does the word web mean?




snake



lion



insect



tree



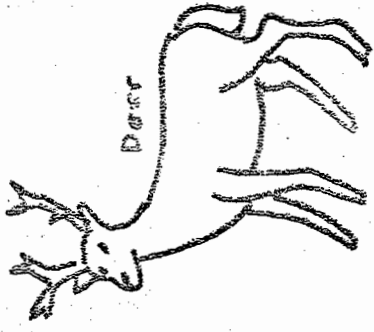
mouse




owl



bird



deer



grass



vegetables

Adapted from Investigating our environment. Board of Ed. City of N.Y. 1974

## Why do we call this picture a food web?

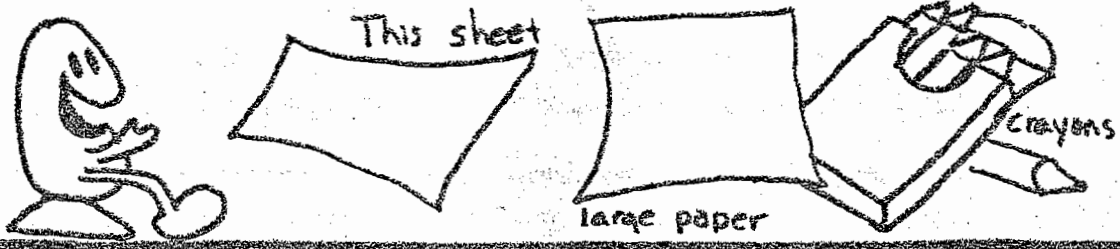
# The Ecosystem

Name \_\_\_\_\_  
Class \_\_\_\_\_ Box No \_\_\_\_\_

## What happens to energy in a food chain?

## Experiment 4

1) Begin With

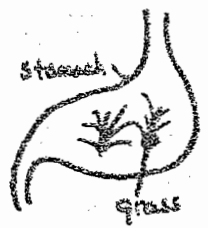


This sheet

large paper

crayons

2) How can plants and grass get into the stomach of a carnivore, a meat eating animal?



stomach

grass

3) Plants take energy from the sun and make food from it through a process called photosynthesis. The sun's energy is now inside this food.

4) How does this energy move through a food chain?

5) What do animals do with energy?

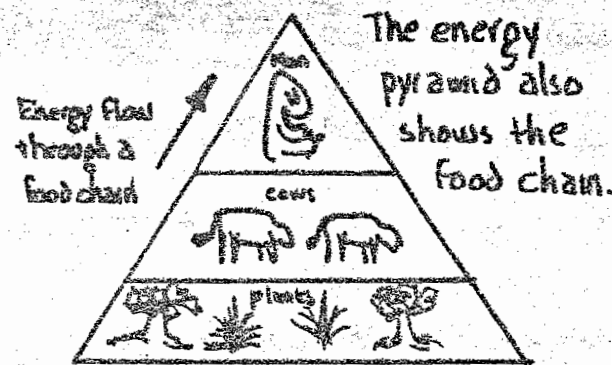
6) Why do you get tired?

7) How does food help you when you are tired?

8) What does your body do with the energy it gets from food?

9) Why does more energy go into something than comes out?

10) This is an energy pyramid. Producers are on bottom, consumers are on top. Each level is smaller than the one under it. Why do producers have such a large level and man has a small level?



11) On a sheet of large paper construct an energy pyramid. Make it have at least 5 levels. Color producers - green, herbivores - blue, carnivores - red, and omnivores - yellow.

### Homework -

- 1- What is an energy pyramid and how does it work?
- 2- Why are producers on the bottom of the pyramid?

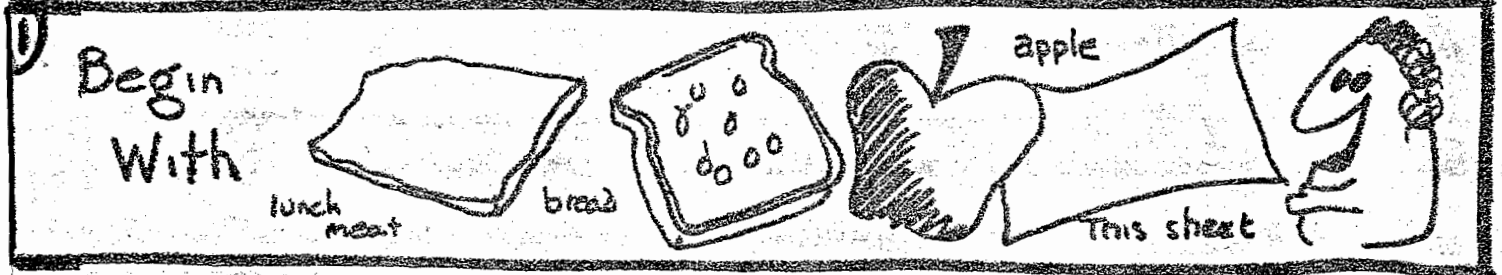
# The Ecosystem

Name \_\_\_\_\_

Class \_\_\_\_\_ Box No \_\_\_\_\_

What else can we find out about a food chain?

Experiment 5



2) There is this law in Physics. It says that energy can not be created or destroyed. It can only be changed from one form of energy to another. Sound can be changed to heat or motion. Stored energy can be used. Light can be changed into motion or electricity.

3) How is food, or chemical, energy used by the body?

4) What kind of energy can it be changed into?

5) What happens if we take in more food than we can use?  
What must the body do with the extra energy?

Stored energy is called potential energy. Energy you use is called Kinetic energy. Fat is a form, or way, of storing the body's energy


5) What might happen to all the energy in an animal when it dies?

7) Remember we said energy can be stored. Millions of years ago plants died and fell. They became coal. We can burn coal to release the plants energy from it.



8) A tree falls in a forest. What happens to it over a few years?

9) Why will the tree eventually disappear?



10) Decomposers are organisms that cause decay in dead organisms.

11) Find a place outside your house which will not be disturbed. Place a piece of cold cuts or lunch meat on the ground. Watch it for a few days.

How is it being affected?

What were the first signs of decay?

12) Try this experiment again with bread and apple pears.

What kind of consumers did each attract?

Decomposers help put energy and nutrients, things plants need in order to grow back in the ground.

Homework -

1- How are decomposers helpful?

Time for a 15 min



# The Ecosystem

Name \_\_\_\_\_

Class \_\_\_\_\_ Box No \_\_\_\_\_



## How are animals adapted to obtain food?

## Experiment 6

1) Begin With



This Sheet



Mirror

2) How do your hands help you to eat?

3) Why doesn't a dog or cat eat the same way you do?

4) Why are your hands more useful than their paws?

5) Bird beaks



Duck

Scooping and straining water plants and seeds




Hawk

Tearing flesh



Robin

Catching insects



Woodpecker

Boring holes into trees to find insects



Parrot

Crushing seeds



Sea Gull

Catching fish

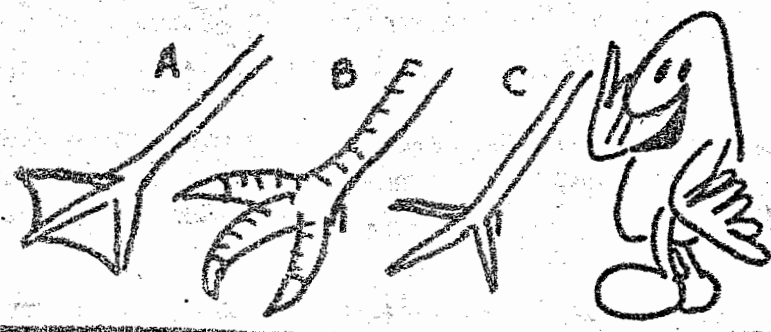
6) How does the shape of the beak tell us what it eats?

9) Describe how the shape of each beak would help the bird to catch and eat its food.

Birds also have special feet

9) Which feet would be good for swimming? Why

Which are good for clutching a small animal? Why



Other animals use teeth to catch and eat animals and plants

10) Look in your mouth using the mirror. How many different shaped teeth do you have?

11)

Upper dental arch

Cuspids are also called Tear and shear

Bicuspid Tear and Grind

Molar Crush, smash and grind

12) Why do cows and horses have a lot of molars?

13) What kind of teeth would a lion have? Why these teeth?

Homework -

1- How does the shape of the beak and teeth tell us what an animal eats?

# The Ecosystem


Name \_\_\_\_\_

Class \_\_\_\_\_

Box No \_\_\_\_\_

How are animals adapted to protect themselves?

## Experiment 7



2) look at the butterfly picture. The viceroy butterfly has a very nice taste that birds like. The monarch on the other hand tastes awful. Why do you think that birds avoid the viceroy butterfly as well as the monarch butterfly?

3) When one animal looks like another to avoid being eaten we call it Mimicry

4) look at the picture of the snake. How do you think its color helps it stay alive?

A simple line drawing of a snake, showing its head, body, and tail.

5) Blending into the background for protection is called protective coloration.

6) Look at the turtle. Why does it pull its head and legs into the shell when the teacher picks it up?

7) How would building tunnels help protect an animal?

8) Why do some animals like a clam have a hard shell?



Some animals like a squid even give off a blue ink to help protect it.

9) How might a skunk help protect itself?

10) Some animals do not have tricks for protection. They are so mean other animals just run away from them. One is a lion.  
Can you name 2 others.

11) You will now see a filmstrip at the viewer station. Answer the question sheet for the filmstrip you choose. Call teacher if you have trouble. Only 4 people at the viewer.



### Homework -

1- What are 4 different ways an animal can protect itself?  
Tell how each works

The Ecosystem Name \_\_\_\_\_  
Class \_\_\_\_\_ Box No \_\_\_\_\_

How else are living things adapted to their environment?

Experiment 8

1) Begin With   This sheet

2) Why can't a cow live in the ocean?

3) Why can't a fish (not a lungfish) live on land?

4) How has a fish been adapted to a life in the ocean?



5) You are in a jungle and being followed by a lion how can you keep from being eaten?

How can the trees help you?

6) Why do you think monkeys climb trees in the jungle?

7) You are in a desert. What would you need in order to stay alive?

8) How can a camel or cactus survive the desert heat?

9) In a tropical rain forest it is very wet. Why can't a cactus live well there?






10) In a bog, the dirt is so bad plants can't get the food they need from the ground. How can they get the food they need to stay alive?

11) In the winter animals hibernate, trees lose their leaves, and other animals get thick fur. How can these things help keep these animals and plants alive?

## Homework -


Pick an animal and describe how it adapts to its environment.

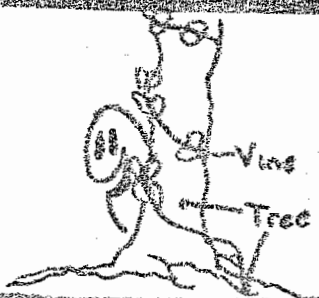
What are some special relationships among living things? Experiment 9

1) Begin With   This Sheet  Barnacles

Have you ever had friends who would do favors for you when you did favors for him or her. You probably even had friends who used your work, asked your help but never helped you in return. These things also happen with animals and plants in nature.

2) Why are green plants called producers?

3) Why do green plants need the sun? 

4) In a forest vines climb trees.  
How do the trees help the vines? 

5) Do the vines help the trees? Why or why not?

5) This type of relationship is called Commensalism. This is when one organism is helped and the other is not harmed.


8) In this relationship how are the ants helped?

9) How are the aphids helped?

lets look at two insects ants and aphids. Aphids produce a sweet juice called honeydew. Ants eat the extra juice aphids produce. Ants protect the aphids in return. They carry aphids in and out of their tunnels so they won't freeze in the winter.

Mutualism is a relationship between organisms where both organisms are helped

10) Look at the barnacles on the teachers desk. Barnacles need moving water to pass over them, so they can eat. They attach themselves to boats. How does the boat help them?



Do they help the boat?

Is this mutualism or commensalism?



Homework -

1- What is another example of mutualism and commensalism?



What are hosts and parasites?

# Experiment 10

1) Begin With   This Sheet

2) A dog can live in an environment like a house or a yard.  
How can a dog act as an environment?

3) Why would this dog scratch a lot?



4) An organism like a flea, or tick sinks its mouth parts into a dog and sucks blood.



Disease and infection can spread to the dog from the blood of other animals, that the insect carries.

5) How does the dog help the flea?

6) How does the flea affect the dog?

7) An organism that feeds on another living organism is a parasite. The organism on which it feeds is called a host.

8) Which is the parasite, the dog or the flea?

How do you know this?

9) How is this relationship similar to commensalism?

10) How is it different from commensalism?

11) Other forms of parasitism are tapeworms feeding from the intestines of animals; or microorganism feeding off of hosts, causing hosts to get malaria and sleeping sickness.

12) Why are parasites dangerous?

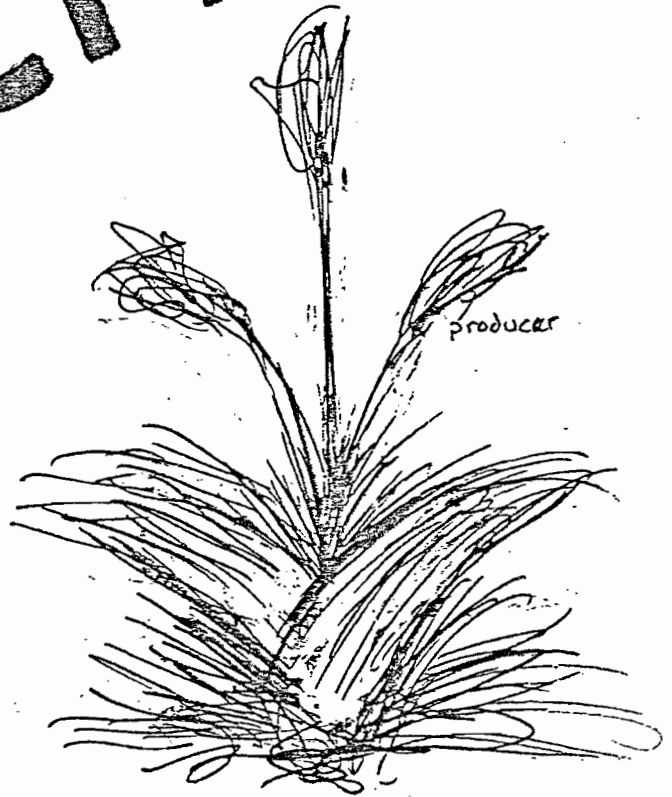
13) How can we get rid of parasites like fleas?

## Homework—

1- What is a host?

2- Name three parasites which live on or in another organism?

# Appendix



# The Ecosystem

Name \_\_\_\_\_

Class \_\_\_\_\_ Box No \_\_\_\_\_


Quiz - Experiments 1-5

- 1- What is an ecosystem?
- 2- How is an ecosystem different from a community?
- 3- Why are people called consumers?
- 4- How is a herbivore different from a carnivore?
- 5- Why are green plants called producers?
- 6- What is a food chain? What is a food web?
- 7- How is energy transferred through a food chain?
- 8- What are decomposers? Why are they important to food chains?

# The Ecosystem

Name \_\_\_\_\_

Class \_\_\_\_\_ Box No \_\_\_\_\_



## Quiz-Experiments 6-10

- 1- What does a birds beak tell you about what it eats?
- 2- In a set of teeth, what are Incisors used for?
- 3- What is Mimicry? Why do animals do this?
- 4- Why do some animals change color?
- 5- Name an animal or plant. Tell how it is adapted to its environment.
- 6- What is mutualism and commensalism?
- 7- How is commensalism different from parasitism?

# The Ecosystem

## Materials List

Your group is responsible for all materials in your box. Keep them neat and clean. Report missing materials to your teacher.

Crayons

Food Bits (from home)

Mirror

Filmstrip and Viewer (at station A)

Barnacles

Assorted Pictures

Viceroy and Monarch butterfly

Sidewinder Snake

Assorted Ecosystems (in fish tanks)

# The Ecosystem

## Materials List

Your group is responsible for all materials in your box. Keep them neat and clean. Report missing materials to your teacher.

Crayons

Food Bits (from home)

Mirror

Filmstrip and Viewer (at station A)

Barnacles

Assorted Pictures

Viceroy and Monarch butterfly

Sidewinder snake

Assorted ecosystems (in fish tank)

How to Set Up Room For Group Work



Teachers Lab Table  
Heating Station

6 Students

6 Students

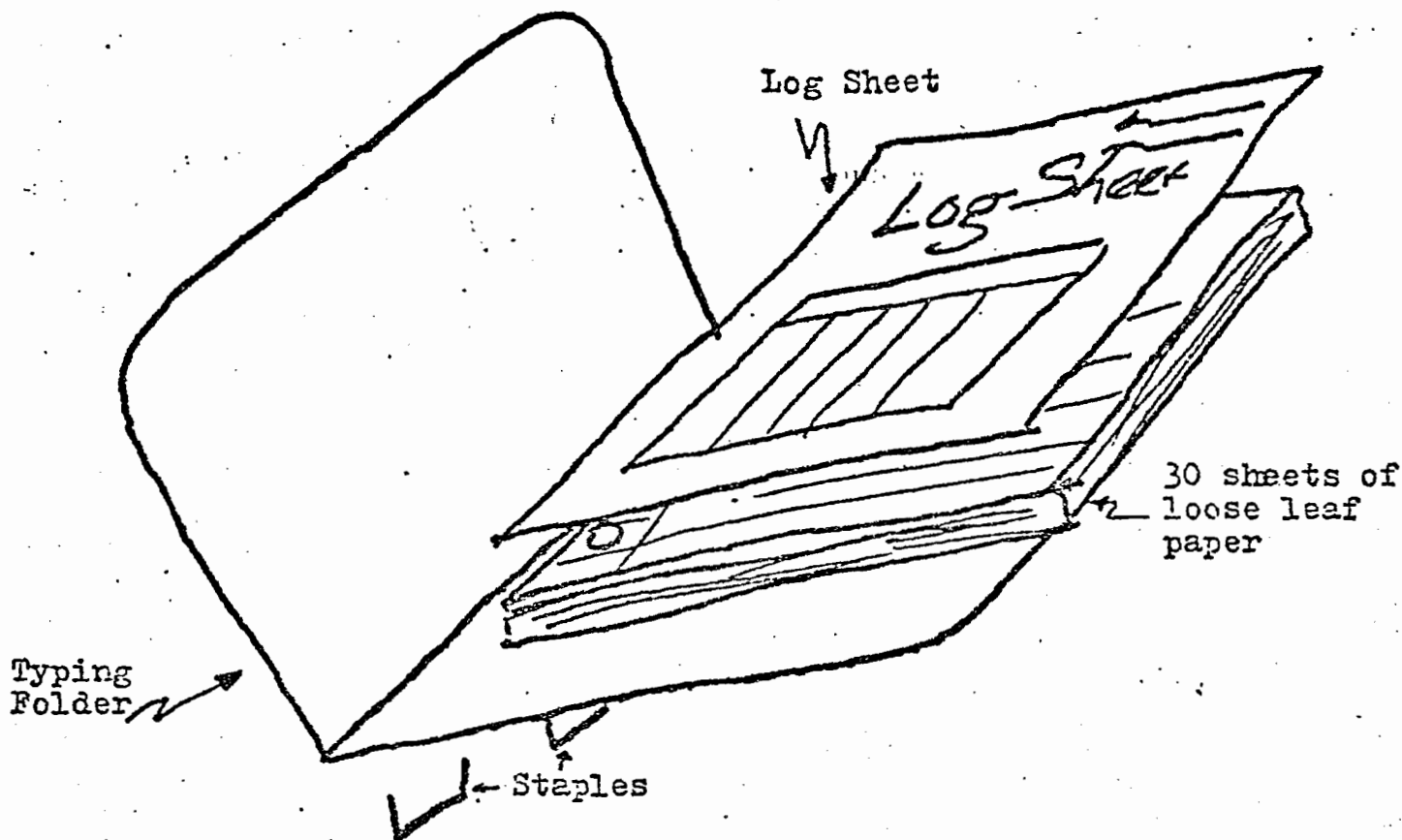
6 Students

6 Students

6 Students

6 Students

## How To Set Up A Log Book



Bind 30 sheets of paper along with the log sheet into a typing folder. Staple folder closed so papers will not fall out. Place students name and class at the top of the folder. Students may wish to decorate their folders. Pass out folders at the beginning of the period, and collect them at the end. Store folders in a milk crate or in a box. Students will write a summary of each days experiment into the log book. Periodically check log books.



